

# Compatibility Guide

Konica Minolta

bizhub C300/352/353

Laser, A3/11"x17"



**Toner:** Good on Fabric, good on most non-fabric Substrates.

**Feeding:** Good from Universal Tray and also Multi-Purpose Feeder.

**Paper Path:** Good from Universal Tray, fair from MPFeeder.

**Fuser Access:** Good.

**Fuser Performance:** Good.

**Mirror Image:** Yes, both Copy and Print!

**Note:** Disconnect Finisher to avoid Roller Marks and increased risk of jams. Maximum 10 sheets at a time from Universal Tray!

**Overall Compatibility Rating**



**Note:** Install PTFE Strips (see Page 2) for trouble free performance.



## Compatible Media:

TTC3.1, DCT4.5 and OBM5.6 in 'Thick 1' mode. CPM6.1/2, Tattoo and WoW7.1 in 'Plain Paper' mode.

CL\*Media all SPF grades and GreetingCards in 'Thick 1' mode.

*Note: Cold wash at delicate cycle is recommended to avoid migration of yellow pigments. Further information at [www.themagictouch.com](http://www.themagictouch.com)*

Note: This Recommendation is based on internal Test results on one machine in good condition in an average office environment. Performance will vary depending on environmental conditions, age of the equipment and its consumable components and consistency of power supply. TheMagicTouch will at no time accept any damage claim based on this recommendation.

**Ratings:** lowest=, highest=



Copyright TheMagicTouch, Germany 2001-2009

# TechInfo

**Konica Minolta bizhub C200/203/250/252/253/300/352/353/451/550/650 and also magicolor 7450 PTFE Strip Installation Guide** 09-09-JH

**Problem:** The leading edge of Transfer Paper, especially TTC, catches in the groove under the Transfer Belt and causes an error recording. The Paper will sit between Pre-Registration and the Transfer Belt overlapping in a long Z.

**Solution:** Install a set of pressure adhesive PTFE-Strips between the ribs of the plastic cover/guide as shown below. Strips are available from TheMagicTouch.



**Note:** The PTFE Strip must overlap the groove on the bottom of the mylar strip!

**Note:** Feeding single sheet or stack from MPT would require a sheet of plain Paper or Release Paper in the bottom of the tray. To avoid feeding delay when feeding from cassette/regular trays take previous paper out of the tray before stacking Transfer Media face up in it.